

**Fertiliser Spreaders**  
**Kverneland Exacta Series**



# Spreading Quality!





# Every Crop Deserves the Best Care

Kverneland Crop Care believes that technology makes a better future.

We develop intelligent solutions for a better harvest and to increase crop yields, because every crop deserves the best care. Our smart solutions help the farmers work in an easier and more profitable way.

Kverneland Group is a leading international company developing, producing and distributing agricultural machinery and services, with a long history based on a clear vision: listen to the farmers and make their work easier.

Today Kverneland Group, part of Kubota Corporation from Japan, has production sites in Norway, Denmark, Germany, France, The Netherlands, Italy, Russia and China. The company has Sales Companies in 17 countries and exports to another 60 countries worldwide.














**Spreaders for farmers  
who spread their crops in  
an accurate and durable way.**

For modern farmers optimal spreading of fertiliser means using the exact amount of nutrition and avoiding overlap. Kverneland fertiliser spreaders guarantee accurate spreading, are easy to operate and provide many years of trouble free usage.

For the farmer: higher yields, lower costs and less waste.

# Kverneland Disc Spreader Range

## Comfort Level – Ease of Use

Manual control	Hydraulic control	Electric control
		
<b>Exacta EL</b> Working width: 9-21 metres Hopper capacity: 700-1,400 litres 	<b>Exacta EL</b> Working width: 9-21 metres Hopper capacity: 700-1,400 litres 	
	<b>Exacta CL</b> Working width: 10-28 metres Hopper capacity: 1,100-2,000 litres 	<b>Exacta CL Remote II</b> Working width: 10-28 metres Hopper capacity: 1,100-2,000 litres 
	<b>Exacta HL</b> Working width: 12-54 metres Hopper capacity: 1,500-3,900 litres 	<b>Exacta HL Remote II</b> Working width: 12-54 metres Hopper capacity: 1,500-3,900 litres 



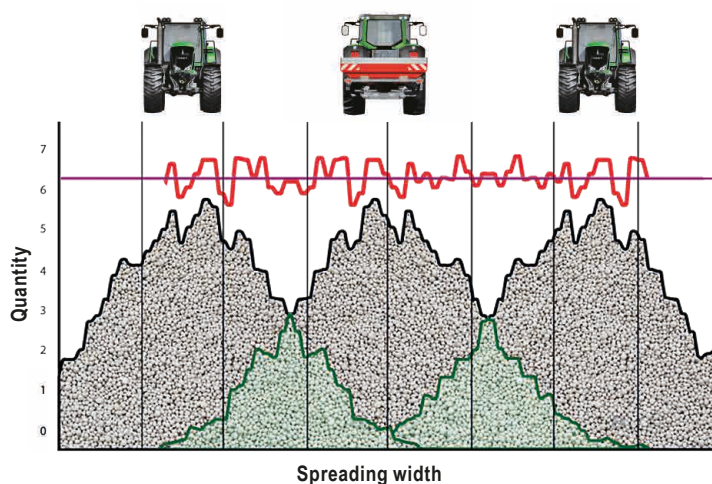
Weighing system	GEOspread® system	GEOspread® system
		
ISOBUS compatible	ISOBUS compatible	ISOBUS compatible High speed spreading
<b>Exacta CL EW</b> Working width: 10-28 metres Hopper capacity: 1,100-2,000 litres 	<b>Exacta CL GEOspread</b> Working width: 10-30 metres Hopper capacity: 1,100-2,450 litres 	
<b>Exacta TL</b> Working width: 12-54 metres Hopper capacity: 1,500-3,900 litres 	<b>Exacta TL GEOspread</b> Working width: 12-54 metres Hopper capacity: 1,500-3,900 litres 	<b>Exacta TLX GEOspread</b> Working width: 24-40 metres Hopper capacity: 1,875-3,900 litres 

# Exacta EL

## Manual or Hydraulic Control



The Exacta EL is a very compact spreader that will fit behind every tractor. The spreader comes with a grading box as standard, to determine the fertiliser characteristics and quality. With the CentreFlow system and 4 vanes per disc, the fertiliser is treated in a gentle way and is spread in a triangular shaped distribution pattern with double overlap. The Exacta EL can spread up to 21 metres.



Three options of hopper capacity  
700 - 900 - 1,400 litres

Manual or Hydraulic control



Four detachable vanes per disc  
determine the working width

CentreFlow system



# Exacta CL

## Hydraulic Control



The Exacta CL is medium in size and volume, but can spread up to 28 metres and comes with the CentreFlow system as standard. It also comes with 8 vanes per disc for the same spreading quality as the bigger spreaders.

The Exacta CL can be equipped with most of the accessories for larger spreaders such as aluminium hopper extensions, ExactLine for border spreading, parking frame or LED lights.

Hydraulic control

Three options of hopper capacity  
1,100 - 1,550 - 2,000 litres

Easy to assemble  
aluminium hopper  
extensions

EasySet: for accurate setting and  
adjustment of application rates

CentreFlow system  
with 8 vanes per disc

# Exacta HL

## Hydraulic Control



The Exacta HL with volumes up to 3,900 litres and with a maximum spreading width of 54 metres is the perfect spreader for more capacity. With dual PTO input shafts on the centre gearbox, it is easier to always drive at the desired speed and in combination with the 'slow rotating' agitator system, the Exacta HL can spread with high disc speeds to get a very even spreading pattern.

Hydraulic control

Two options of basic hopper capacity 1,500 or 1,875 litres, can be extended with easy to assemble aluminium hopper extensions

Long life time LED lighting set

Slow rotating agitator

EasySet: for accurate setting and adjustment of application rates

CentreFlow system with 8 vanes per disc



# Exacta CL Remote II – Exacta HL Remote II

## Electric Control



The Exacta CL and Exacta HL Remote II are available as electric controlled machines to operate the spreader with a control box from the tractor cab. The operating panel provides all the functions to start and stop the spreader, to set the right application rate and to increase and decrease the application rate on the move. The latest settings are retained in the memory function.



Exacta Remote II computer

Standard specifications of the Exacta CL and Exacta HL

Set the right application rate and increase or decrease the application on the move, even L/R independent



Start and stop the spreader from the tractor cab

Both spreading discs can be shut off independently to spread half the working width

Electric actuator to control the application rate

Exacta CL EW - Exacta TL

# Weighing System

## ISOBUS Compatible



The Exacta CL EW and Exacta TL are weighing spreaders with the advantages of speed related spreading and a high frequency automatic calibration.

The Exacta CL EW has hopper volumes from 1,100 - 2,000 litres, can spread up to 28 metres and has one 10 tonne load cell. The Exacta TL has more capacity with hopper volumes from 1,500 - 3,900 litres, can spread up to 54 meter and it has four 5 tonne load cells positioned on both the front and the rear side of the spreader for the most accurate weighing.

Two options of basic hopper capacity 1,500 or 1,875 litres, can be extended with easy to assemble aluminium hopper extensions


Long life time  
LED lighting set

CentreFlow system  
with 8 vanes per disc

AEF certified – ISOBUS  
compatible spreader

4 x 5 tonne load cell + reference sensor

Slow rotating  
agitator







**With the unique reference sensor the weighing system of the Exacta CL EW and Exacta TL will correct automatically on slopes and for shocks. Therefore these spreaders can work with high accuracy on rough terrains and in hilly conditions.**

Speed related spreading, with auto calibration, will help to prevent over and under dosing which will result in better yields and saving of fertiliser. For even more saving of fertiliser and also more comfort, it is possible to use the spreader in combination with GPS. With GPS controlled spreading the Exacta CL EW and Exacta TL have 2 sections and automatic start/stop on headlands based on the GEOpoint. It is even possible to do variable rate spreading according to application maps.

Both spreaders are ISOBUS compatible and AEF certified for a guaranteed compatibility with all ISOBUS terminals that are also AEF certified. An intuitive ISOBUS menu makes it very easy to operate these weighing spreaders.

Easy to assemble aluminium  
hopper extensions

CentreFlow system  
with 8 vanes per disc

10 tonne load cell  
+ reference sensor

Three options of hopper capacity  
1,100 – 1,550 – 2,000 litres

AEF certified –  
ISOBUS compatible  
spreader



# Exacta CL GEOspread - Exacta TL GEOspread

## GEOspread® System

### ISOBUS Compatible



The Exacta CL GEOspread has the same hopper size as the Exacta CL (EW), but with an additional hopper extension it can hold a maximum volume of 2,450 litres and because of the slow rotating agitator it can spread up to 30 metres. Another advantage of the Exacta CL GEOspread is the 4 load cells and the GEOspread functionality.

The Exacta TL GEOspread also has 4 load cells, a reference sensor and the GEOspread functionality, but more capacity because the hopper volumes range from 1,500 - 3,900 litres and a maximum spreading width of 54 metres.

Four options of hopper capacity  
1,100 – 1,550 – 2,000 – 2,450 litres

AEF certified –  
ISOBUS compatible spreader



4x 2 tonne load cells +  
reference sensor


CentreFlow system  
with 8 vanes per disc

Slow rotating  
agitator

Two actuators to control the  
discharge point and application rate

AEF certified –  
ISOBUS compatible spreader

Two options of basic hopper  
capacity 1,500 or 1,875 litres, can  
be extended with easy to assemble  
aluminium hopper extensions



Long life time  
LED lighting set

Two actuators to control  
the discharge point and  
application rate

4x 5 tonne load cell  
+ reference sensor

CentreFlow system with 8 vanes per disc





## GEOspread®

**The Exacta CL GEOspread and Exacta TL GEOspread do section control with sections of only 2 metres. With a maximum 14 sections (Exacta CL GEOspread) or 24 sections (Exacta TL GEOspread) and the possibility to switch sections over the middle, unnecessary overlap is set to an absolute minimum.**


Sections are controlled by changing both the position of the fertiliser discharge point on the disc and the rate per minute. As the disc speed is not changed during section control, the overlap between both discs is hardly effected to prevent variations in the spreading pattern and sections can be switched on and off very quickly.

The 4 load cells and reference sensor on the Exacta CL GEOspread and Exacta TL GEOspread are important features as with section control accurate weighing is essential.

The total benefit of GEOspread combined with speed related spreading and GEOpoint headland management can be up to 15%. This can be achieved by saving fertiliser and better yields, because of no unnecessary overlap.

## GEOpoint®

The spreader will automatically start and stop when the GEOpoint is at the edge of the headland. This will prevent over and underdosing around the headlands. The GEOpoint is the heart of the spreading pattern and is fertiliser specific. The GEOpoint can be found in the spreading charts and will be set automatically when using the AutosetApp.



Full spreading width of 54m with 24 sections



Decreasing the spreading width on the right hand side by 6m



Decreasing the spreading width on the left hand side by 10m



Decreasing the spreading width on both sides by 8m



Switching off the sections outwards



Switching the sections over the middle from one side

Exacta TLX GEOspread

# GEOspread® System

## ISOBUS Compatible

## High Speed Spreading

The Exacta TLX GEOspread has a basic hopper volume of 1,875 litres, but the volume can be increased with aluminium hopper extensions up to 3,900 litres. The 8 high capacity vanes per disc contribute to the highly accurate spreading pattern across the complete working widths reaching from 24 up to 40 metres.



AEF certified - ISOBUS compatible spreader

Four options of hopper capacity  
1,875 - 2,550 - 3,225 - 3,900 litres

High speed  
CentreFlow system  
with 8 vanes per disc

4x 5 tonne load cell + reference sensor

Two actuators to control the  
discharge point and application rate

Working width: 24-40 metres






The Exacta TLX GEOspread has almost exactly the same specifications as the Exacta TL GEOspread, but comes with a newly designed CentreFlow system with 8 high capacity vanes on each disc for a perfect overlap, no matter how fast you are driving. With 2 metre sections, 4 load cells and a reference sensor, the Exacta TLX GEOspread can do high speed spreading under all circumstances. Disc spreaders with only 2 vanes per disc are limited in the maximum spreading speed, as there is not enough overlap for a stripe-less spreading pattern.

### Kverneland CentreFlow system - 8 vanes per disc




With the CentreFlow system, fertiliser is gently brought up to speed in the dosing cup, before it is released on the disc. This system is unique compared to most other spreading systems that have the fertiliser falling on the disc. Therefore the CentreFlow system has some important advantages:

- No impact , so no fragmentation.  
Spreading pattern is not affected by damaged fertiliser.
- 8 vanes per disc instead of 2.  
With 8 vanes fertiliser is released on a high frequency for a very constant flow and even spreading pattern, which is especially important when driving higher speeds and spreading larger quantities.
- Accurate spreading in hilly conditions.  
An inclination of the spreader does not affect the release point of the fertiliser on the disc and from the vane.



8 vanes per disc



### Other brands - 2 vanes per disc



2 vanes per disc




# Kverneland Disc Spreader Range

## Border Spreading Systems



One-sided boundary spreading

### Border Spreading Plate



Hydraulic border spreading plate



One-sided boundary spreading - spreading from the border with the border spreading plate

### Tramline Cylinder



Tramline cylinder



Boundary track spreading - spreading to the border with the tramline cylinder

### ExactLine

An ExactLine border spreading system is available for the complete range of Kverneland spreaders (except for Exacta EL). For the HL, TL and TLX models the ExactLine can even be fitted on the left and right hand side of the spreader. The ExactLine can be accurately set for all types of fertiliser and for all working widths. Operation is easy, no need to leave the tractor seat.



ExactLine border spreading system



Indicator for border spreading devices



Boundary track spreading



Spreading to the border with the ExactLine system




# Kverneland Disc Spreader Range

## Optional Equipment



Hopper cover and aluminium hopper extensions



Central hydraulic drive



Long life time LED lighting set



Left/right shut off valve



Hardened lift vanes or heavy duty vanes



Mudguards



Calibration container



Hopper emptying kit



Storage frame with wheels

# Kverneland Disc Spreader Range

## IsoMatch Product Range



### IsoMatch GEOcontrol: Brings Clear Benefits

#### IsoMatch GEOcontrol

IsoMatch GEOcontrol is an additional software application within the IsoMatch Tellus that helps you to control all ISOBUS compatible Kverneland Group machines such as sprayers, spreaders and seeders! Combined with a GPS receiver it fulfils the future needs in terms of easy, smart and efficient farming.

#### Section control

Automatic switching on and off implement sections on headlands, boundaries and already covered areas to minimise overlap.

#### Variable rate control

Automatically adjusts the implement application rate based on input from the field prescription or crop sensors.

#### Documentation

Saves all operational job data and field maps for exchange via USB to farm management information systems.

#### Manual guidance

- Advised driving position using guidance lines (straight, curved or combined) in the field and on headlands
- Extendable using the optional IsoMatch InLine light bar, to place guidance in line of sight
- Smart boundary recording: independent from the working width, even without any implement corrected
- Boundary shrinking: create new inner boundaries by setting the desired width of the headland
- Manual guidance for all operations, includes non-electric or non-ISOBUS implements. e.g. cultivators, mowers, tedders etc.



#### ISOMATCH GEOcontrol

- Easy and comfortable operation, due to not having to manually switch on or off sections or change the application rate. You can focus 100% on the driving in the field.
- More efficient work and avoiding overlap leads to cost savings of 5-10% on e.g. fertiliser, pesticides and seed. Better growing conditions and increased yield.
- With IsoMatch GEOcontrol, working at night becomes very easy.

IsoMatch GEOcontrol reduces workload considerably.

## Variable Rate Control



All ISOBUS compatible Kverneland weighing spreaders can standard do variable rate control. This can be done with a variable rate application map where in combination with GPS the fertiliser spreader changes its output automatically based on a pre-determined and place specific spreading rate. Another possibility is using the fertiliser spreader in combination with crop sensors to change the spreading rate continuously based on sensor input. For both types of variable rate control the IsoMatch Tellus and IsoMatch Tellus GO can be used to operate the spreader. Both ISOBUS terminals are compatible with most crop sensors and farm management programs and their task controller can read ISO-XML files.



## IsoMatch Tellus

**The IsoMatch Tellus is the first universal terminal with the capability to view and operate 2 different ISOBUS interfaces at once. This allows direct control of 2 implements at the same time, use IsoMatch GEOcontrol or display a camera view, without switching screens.**

- Two ISOBUS interface screens
- Large 12.1" colour touch screen
- Intuitive operation
- Basic DOC registration program to save operational information directly to USB
- Four USB slots for easy data exchange (e.g. ISO-XML field maps, PDF), wireless USB stick or USB to serial cable for additional sensors
- Built in PDF reader: store and read any PDF document such as operator manuals
- RS232 connection for GPS receivers or sensors
- Internet connection via a wireless USB stick or router
- Integrated web browser



The IsoMatch is your powerful platform for precision farming applications and future growth.

## IsoMatch Tellus GO

The IsoMatch Tellus GO is a universal ISOBUS terminal. This multifunctional one-screen terminal has been developed for fast and simple control of any ISOBUS implement, giving the farmer a 'custom made' experience as it suits all needs for simple and efficient handling of farming machinery and tasks.



- Multifunctional one-screen terminal with 7" touch screen
- Fast and simple implement control via touch screen, rotary button and hard keys or additional joystick
- Display of all relevant machine status information like speed, working width and application rate
- Application includes manual guidance, coverage logs and documentation of task data like: working time, machine specific total: i.e. total hectares, kg's of fertiliser, litres of spray liquid, number of bales, etc. and additional details such as farm, operator, field etc.
- Support for external variable rate systems
- 2x USB 2.0 connections
- Camera input
- Diagnostic and service info

### **Additional functionality via the IsoMatch GEOcontrol application:**

- IsoMatch GEO-SC: Automatic Section Control
- IsoMatch GEO-VR: Automatic Variable Rate via prescription maps

## AutosetApp



The AutosetApp connects the IsoMatch Tellus or Tellus GO terminal directly with the Kverneland weighing spreader and will automatically adjust the spreader settings according to the settings entered into the App.

# iM FARMING

smart efficient easy **FARMING**



**iM FARMING makes mechanical work smarter, more efficient and simpler. The use of ISOBUS technology makes machines easier to connect, operate, control and monitor.**

Maximum return from your investments, that is the core of Kverneland Group's iM FARMING solutions. iM FARMING describes and presents our offering on ISOBUS machines and solutions for electronic steering of implements. All aimed at giving an insight into the benefits and efficiency of our extensive offering, adapted to your requirements. That is what you can expect from Kverneland Group. Now and in the future. Intended to make life easier for farmers.

## ► Intelligent Spreading – Prepared for The Future

Smart and modern technology prevents waste of expensive fertiliser and ensures perfect alignment on the headlands and in the triangles. Overlap is a thing of the past, which not only saves on fertilisers and crop protection agents, it also ensures a more equal crop yield and quality. Each plant receives exactly the same amount of crop protection; iM FARMING precision solutions make it as easy as possible.

## ► Precision Spreading with GEOspread

How clever would you like to be? Why spread fertiliser to the left when you have already been there? That's why we have developed GEOspread. It allows you to operate field sections with up to 2m accuracy (max. 24 sections). A 36m working width is divided into eighteen sections, each two metres wide. It is up to you to decide how to work, from the centre outwards, from left to right or over the middle from one side for example. Once you have set the working width and dosage per hectare, the spreader automatically adjusts its output as it goes. In addition, the spreader can operate on the basis of spreading charts or crop sensors; where more fertiliser is required, the spreader spreads more and where the optimum has been reached it will reduce its output. The eventual objective is a maximum crop of consistent quality.

- 100% ISOBUS compatible
- No overlap on headlands
- Parcel registration and data storage
- Up to 15% saving on fertiliser
- Automatic switching ON/OFF through IsoMatch GEOcontrol







## IsoMatch GEOcontrol and SPREADERcontrol

Do you want to save 5% to 15% of your spreading costs (fuel and fertiliser)? Do you want to control and optimise your spreading process by working at night without worries and to be at the forefront of environmental constraints? This is all possible with the Kverneland GEOspread spreaders!



Exacta CL GEOspread



Exacta TL, TL(X) GEOspread



IsoMatch InLine



Manual guidance



Section control



Variable rate control



Documentation



AutosetApp

### ► IsoMatch GEOcontrol

Once your spreader is equipped with an IsoMatch Tellus or IsoMatch Tellus GO, you can simply unlock the IsoMatch GEOcontrol application and you get access to all modules of precision agriculture: section control, variable rate control, manual guidance, AutosetApp and boundary shrinking and documentation tasks to transfer info to your PC. To familiarise and convince yourself of the IsoMatch GEOcontrol application you are entitled to 25 free hours of use before purchasing the license. There is no doubt, you will quickly become a passionate follower of these technologies!

### ► GEOspread - Intelligent Farming

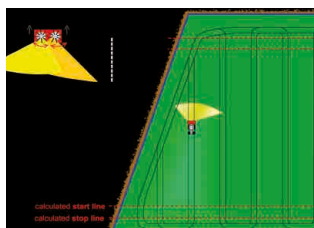
The GEOspread system provides maximum accuracy in spreading. Thanks to the electric actuators, the discharge point can be changed automatically to vary the spreading width in maximum 14 sections (Exacta CL GEOspread) or 24 sections (Exacta TL and TLX GEOspread) by sections of 2 metres. This means the working width can be adjusted very quickly and accurately by just touching the ISOBUS terminal!



IsoMatch Global



IsoMatch Eye



GEOspread




GEOspread



# For the Optimal Spreading Result

## The CentreFlow Spreading System



### 1. No impact, no fragmentation, no dust

Central release point, smooth acceleration and centrifugal force accelerates fertiliser up to disc speed before it reaches the vane.

### 2. Accurate spread pattern

Large 8 vane discs allow 9m to 54m spread widths.

Double overlap spread pattern gives unrivalled accuracy.

The 8 vanes per disc ensure a continuous flow of fertiliser to the field.

This is important for high capacity spreading and forward speed.

### 3. Minimal wind influence, maximum tolerance

Flat discs.

Horizontal spread pattern.

### 4. Consistent spread pattern

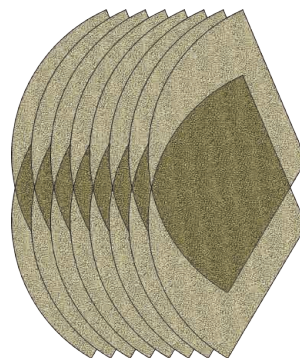
Double overlap spread pattern.

### 5. Guaranteed accuracy on slopes


The fertiliser always contacts the vanes at the same point, also on slopes, and travels the complete length of the vane.

### Other brands:

Poor fertiliser distribution on slopes is caused by the continuously changing the contact point on the vanes.




8 vanes per disc




2 vanes per disc





### The CentreFlow Spreading System:

Exacta fertiliser spreaders have one unique feature: the CentreFlow System. This initial smooth acceleration of the fertiliser prevents fragmentation of the granules due to the impact of the vanes. The adjustable discharge point allows adaptation of settings of the physical fertiliser properties. Due to the gentle handling of the fertiliser the spreading characteristics of the product are maintained. The CentreFlow spreading system is designed for the optimal spreading result!



Fine application rate

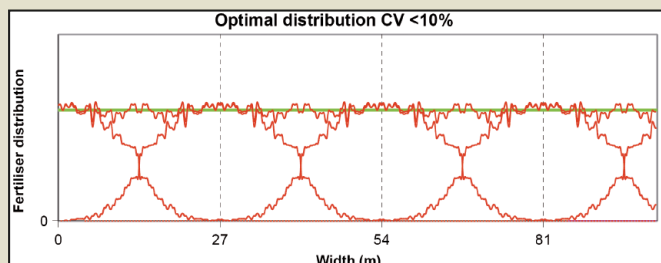


Discharge point

Application rate

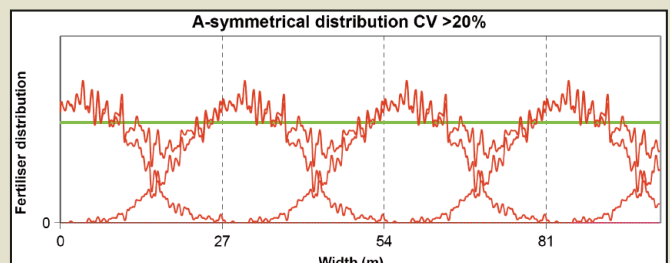

### EasySet: Easy setting and adjustment

The compact EasySet 'dashboard' gives you considerably simplified accurate setting and adjustment of application rates. Two hydraulically operated metering plates, each with three discharge openings ensure an equal fertiliser flow from the hopper to the spreading discs.

### Kverneland Exacta



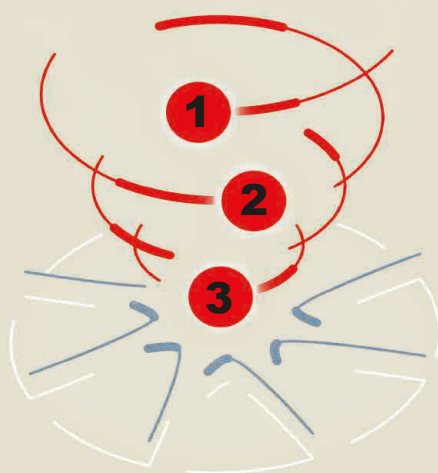
### Other brands



# The Checklist for Accurate Spreading

The key to accurate spreading is matching fertiliser quality and litre weight with the spreading charts as close as possible.

The Kverneland Exacta checklist helps you to ensure consistent accuracy in all field conditions.



**1 Select fertiliser type**

**2 Determine granule size and distribution**

**3 Determine litre weight**

**1**



**2**



**3**



Download the spreading charts application on the App Store or get it on Google play.



Exact advice for each Kverneland Exacta spreader at any working width, application rate and driving speed. Direct access to most recent test results at: [www.kvernelandspreadingcharts.com](http://www.kvernelandspreadingcharts.com)

### AutosetApp: The most up to date spreading charts for your weighing spreader are always available!

The AutosetApp is an App (software application) available on the IsoMatch Tellus GO or Tellus terminal. The AutosetApp is integrated as standard into the IsoMatch Tellus GEOcontrol software. This App connects the IsoMatch Tellus terminal directly with the GEOspread weighing spreader and will automatically adjust the spreader according to the settings entered into the App. The AutosetApp will also work in combination with the CL-EW and TL, with the exception being for those spreaders where the discharge point (letter setting) still needs to be adjusted manually on the spreader itself.

The Kverneland fertiliser spreader database with the most up to date spreading charts is always available online. The AutosetApp can connect to the fertiliser spreading database in two different ways. You can connect it to the online database via the IsoMatch Wireless WIFI USB adapter or download the most actual database from the website [www.kvernelandspreadingcharts.com](http://www.kvernelandspreadingcharts.com) on an USB stick and upload the database directly into the IsoMatch Tellus GO or Tellus terminal.





# Kverneland Spreader Competence Centre



The Kverneland Exacta disc spreaders are known worldwide for their reliability, ease of operation and outstanding accuracy in all conditions. This is the result of many years of practical experience, research and testing. A fertiliser spreader can only be set accurately for rate and overlap using the settings provided by the manufacturer. The Spreader Competence Centre is now using the most modern technology available in hard and software, allowing the measurement of complete overlap patterns in 3D. Instead of only measuring the spreading pattern in one line corresponding to the working width, this technology creates a full pattern showing a complete 3D spreading profile of the fertiliser.

The 3D spread pattern is achieved using a spreader which is mounted on the test rig which rotates the machine through 280°. Continuous measurement at a frequency of 5 HZ over the 80 collecting trays, which are all individually equipped with weigh cells, provide the ultimate in testing accuracy. A single test run provides more than 30 000 measurements! The result is a very precise spread pattern analysis with a high degree of predictability for setting changes to suit different widths and application rates.

This allows, faster testing of the various types of fertiliser, but at the same time results in using less fertiliser and improved quality for better protection of our environment. The 60m long test hall, with under-floor heating, maintains the humidity at 60 % which allows testing throughout the year; and can accommodate testing of spreading working widths above 54 metres.

In the Spreader Competence Centre we are also measuring the GEOpoint of the spreader. The 3D spreading pattern of the spreader produces a cone shape, depending of the fertiliser type and settings. For optimum performance when opening and closing the spreader dosing system on headlands, the gravity point or centre of the spreading pattern, of this cone is used. This GEOpoint setting is entered in the IsoMatch GEOcontrol application on the IsoMatch Tellus GO or Tellus terminal to optimise the spreading pattern on headlands, preventing under and over dosing. The benefits of the GEOpoint are cost savings and improved crop quality on headlands.

# Kverneland Exacta Spreader Range

## Technical Specifications

Models	EL	CL	CL EW
<b>1. Hopper capacity</b>			
Hopper capacity (l)	700 - 900 - 1,400	1,100 - 1,500 - 2,000	1,100 - 1,500 - 2,000
<b>2. Working width</b>			
Spread width (m)	9-21 ▲ <sup>1</sup>	10-28 ▲ <sup>1</sup>	10-28 ▲ <sup>1</sup>
Output (kg/min)	10-230	10-320	10-320
<b>3. Measurements</b>			
Filling height (cm)	96 - 108 - 128	100 - 119 - 138	100 - 119 - 138
Width (cm)	154 - 154 - 176	220	220
Filling width (cm)	148 - 148 - 170	214	214
<b>4. Weight</b>			
Empty weight (kg)	250 - 270 - 300	330 - 355 - 380	400 - 425 - 450
<b>5. Controls</b>			
Manual control	○	-	-
Hydraulic control	○	○	-
Remote Control II	-	○	-
IsoMatch Tellus GO	-	-	○
IsoMatch Tellus	-	-	○
<b>6. Equipment (factory fitted)</b>			
PTO overload clutch	●	●	●
Hopper sieves	●	●	●
Agitator	●	●	●
Slow rotating agitator	-	-	-
Fine application	○	●	●
Granule size box	●	●	●
<b>7. Accessories (also loose available)</b>			
<b>7.1. Safety equipment</b>			
Warning triangle	○	○	○
Reflector decals	○	○	○
LED light set	○	○	○
<b>7.2. Border spreading</b>			
Topdressing kit	○	-	-
Tramline and topdressing kit	○	○	-
Border spreading plate	○	○	○
Hydraulic border spreading plate	-	○	○
ExactLine border spreading system	-	○	○
<b>7.3. Working width accessories</b>			
Kit to spread 20/21m	○	-	-
Kit to spread 27/28m	-	○	○
Kit to spread 27/30m	-	-	-
Heavy duty vanes (L=285 mm)	-	-	-
Lift vanes (L=330 mm)	-	-	-
<b>7.4. Other</b>			
Calibration container	○	○	○
Hopper emptying kit	○	○	○
Hopper cover	▲ <sup>2</sup>	○	○
Ladder	-	○	○
Side step	-	-	-
Mudguards	-	-	-
Storage frame with parking wheels	-	○	○
1 or 2 d.a. valve (separate closing L/R)	-	○	-
Hydraulic drive	-	-	-
<b>7.5 Trailer (n.a. in all countries)</b>			
Trailer kit	-	-	-

● = standard   ○ = optional   ▲<sup>1</sup> Depending on fertiliser type and type of vanes   ▲<sup>2</sup> Fits only on EL1400

Information provided in this brochure is made for general information purposes only and for worldwide circulation. Inaccuracies, errors or omissions may occur and the information may thus not constitute basis for any legal claim against Kverneland Group. Availability of models, specifications and optional equipment may differ from country to country. Please consult your local dealer. Kverneland Group reserves the



27

© Kverneland Group Nieuw-Vennep BV



## Kverneland Group

**Kverneland Group is a leading international company developing, producing and distributing agricultural machinery and services.**

Strong focus on innovation allows us to provide a unique and broad product range with high quality. Kverneland Group offers an extensive package aimed at the professional farming community, covering the areas of soil preparation, seeding, forage and bale equipment, spreading, spraying and electronic solutions for agricultural tractors and machinery.



## Original Spare Parts

**Kverneland Group spare parts are designed to give reliable, safe and optimal machinery performance - whilst ensuring a low cost life-cycle. High quality standards are achieved by using innovative production methods and patented processes in all our production sites.**

Kverneland Group has a very professional network of partners to support you with service, technical knowledge and genuine parts. To assist our partners, we provide high quality spare parts and an efficient spare parts distribution worldwide.



**Watch us on YouTube**  
[www.youtube.com/kvernelandgrp](http://www.youtube.com/kvernelandgrp)



**Like us on facebook**  
[www.facebook.com/KvernelandGroup](http://www.facebook.com/KvernelandGroup)  
[www.facebook.com/iMFarming](http://www.facebook.com/iMFarming)



**Follow us on Twitter**  
[#KvernelandGroup](https://twitter.com/KvernelandGroup)  
[#iM\\_Farming](https://twitter.com/iM_Farming)



[www.kverneland.com](http://www.kverneland.com)

