

# **Excellent Cut - Easy Operation**









**We Help Protect Your Business  
– From the Ground Up**

An investment in a Kverneland machine is an investment in the health of your business. That is why we commit ourselves to design machines offering maximum productivity and profitability throughout the entire life of the investment.

**A Complete Range**

With the introduction of the latest mower and mower conditioner models, Kverneland offers a complete range of highly efficient products, renewed entirely within recent years.

**Tough and Reliable In Every  
Situation**

Being prepared when mowing needs to take place is essential. Our machines are designed to offer maximum productivity and in addition we have a global support network standing by, dedicated to helping you do more, so you can make the most of the time available.





# A Cutterbar Built to Work as Hard as You!

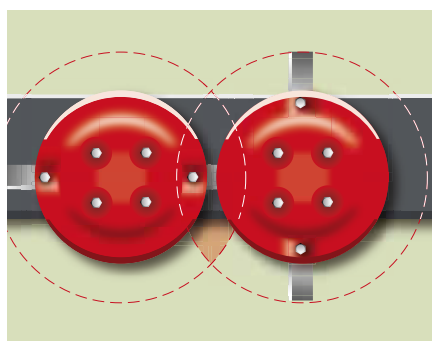
The Kverneland cutterbar has been designed for hard work. Several design features support this fact, including the well established round discs for a clean and aggressive cut and an extremely strong fully welded cutterbar housing which eliminates oil leaks.

Furthermore a high oil volume ensures excellent lubrication and cooling during operation. The gear wheels, with their unique rounded design, are tooled to perfection for silent, yet reliable power transmission.

## **Round Discs – Outstanding Cut and Perfect Protection**

The round discs have always been a known Kverneland hallmark. The unique circular design means that a constant distance is kept between the outer edges of the discs.


Stones are expelled immediately before risking blockage, which reduces shock loads on the transmission to an absolute minimum. This in turn improves durability and maintenance substantially.



Large overlap of the cutting knives for outstanding cutting performance.



Smooth design of stone guards for improved cutting performance, particularly in laid and difficult crop.



Round discs will immediately reject foreign obstacles. Shock loads on the cutterbar are diminished.



### **Kverneland ProFit - For Quick Change of Knives**

With the Kverneland ProFit quick knife change system, maintenance of the cutting ability is easy.


The knives are changed by a simple operation using the special lever - delivered with the ProFit package. The lever is placed around the bolt, the spring is pushed down easily by turning the lever and the knife is ready to be replaced by a new one.

Kverneland ProFit is designed for standard discs and can therefore be fitted on all existing cutterbars.

### **Safety In Mind**

The knives are securely fixed via a spring, which is fitted with the disc on the hub. This minimizes the possibility of grass being caught by the spring and also reduces friction between spring and cutterbar.

When encountering an obstacle, the spring will be pushed upwards, reducing the risk of losing knives.



Fully welded cutterbar with overlapping C-profiles for a very strong and stiff construction.



Low noise level thanks to specially tooled gear wheels with round design and long teeth for efficient power transmission.

# PROFIT

»1,2,3...





# Built on Customer-Focused Thinking









# NonStop BreakBack - Keeping Cutterbars Running

## Protection of the Cutterbar

Kverneland 2500, 2600, 2800 and 5000 series models are all fitted with a NonStop BreakBack system to protect the cutterbar. The integrated NonStop BreakBack system will protect the cutterbar from foreign obstacles.

If an obstacle is hit in the field the mowing unit will swing backwards and up. This gives maximum protection of the cutterbar.

## Effortless Protection

There is no need to stop - or even to reverse the tractor to get the mowing unit into working position again. When engaged the spring loaded design ensures that the NonStop BreakBack system automatically returns the cutting unit to its original working position.







## No Need to Stop - No Time Lost!



If hitting an obstacle the NonStop BreakBack system will be activated...



...and swing the machine backwards and over the obstacle...



...and then return it to the original working position.



# The Ideal Blend of Output and Energy Spending



## Smart Mowing

Kverneland 5087 M-5095 M is the perfect machine for the ever growing number of cattle farmers looking for an effective solution enabling them to mow extensive areas with a relatively small tractor.

The 5087 M-5095 M is an eco-friendly, energy saving solution able to work on tractors with as little as 140hp. The low weight of only 1360-1500kg, together with the ideal weight distribution that butterfly combinations offer, give the optimum combination of low power requirements, low weight and high efficiency.

## Maximizing Both Efficiency and Profitability

The combination Kverneland 5095 M paired with 2832 F gives you a solution with 9.50m working width, requiring as little as 150hp - perfectly matching the available tractor capacity of most farmers.



- **Centre Suspension**
- **8.70-9.50m Working Width**
- **NonStop BreakBack**
- **Vertical Transport Position**



Hydraulic on-the-go setting of ground pressure.

## Work Smarter on the Go

This feature provides easy and simple setting of ground pressure on the 5087 M and 5095 M series machines. For greater operator comfort ground pressure of the large suspension spring is set hydraulically from the tractor cab. Easy to adjust, even on the go.

It is in fact a very simple and clever solution to an important challenge in optimizing the mowing job. On the hydraulic version the tension on the large suspension spring, which controls the

ground pressure, is adjusted hydraulically, to increase or lower pressure.

The chosen ground pressure level is conveniently registered from the easy-to-read scale.

Accurate setting of ground pressure adds to significantly better working result and reduction of fuel consumption, as a mower with correct ground pressure is easier to pull, requiring less power and fuel.

### Packed With Features

Designed to match the needs of large-scale mowing, these mowers are packed with features to meet these demands. The centre suspended mowing units, in combination with the round discs, offer unmatched mowing performance.

### Parking, Safe and Sure-Footed

With the new parking device, storage of the 5087 M or 5095 M is made easy and convenient, requiring a minimum of space during winter storage.

They are firmly parked on strong and stable parking foot, bringing total height below 4.00m.





# For Your Specific Needs



Two mounting positions of cutterbar on suspension for optimal overlap.



NonStop BreakBack system with auto reset.



Vertical transport position for good weight distribution.





### **Two Mounting Options**

Kverneland 5087 M-5095 M can be adjusted for optimal operation according to different circumstances, such as field contours or working width of the front mounted mower. To ensure optimal overlap between front and rear units, the mowing units can be mounted in two positions on the suspension arm. This also gives you an option of wider overlap in hilly conditions, lessening the need for SideShift equipment.

### **Excellent Ground Adaptation**

Kverneland 5087 M-5095 M is fitted with two adjustable ground pressure springs, making setting of the best possible ground pressure easily done, to match the needs of each specific mowing operation.

### **NonStop BreakBack**

The Kverneland BreakBack device protects the cutterbar from foreign obstacles. If hitting an obstacle, the BreakBack device will swing the cutting unit backwards and over the obstacle, automatically returning the mower to working position, once the obstacle has been passed.

### **Centre Suspension**

The mowing units are centre suspended offering an even weight distribution across the complete mower width. Faster and more precise adaptation to ground contours is also achieved due to the centre suspended design. The benefit is less skid wear and optimum protection of the stubble.

### **Vertical Transport Position**

For transport the mower folds into a compact position well behind the tractor. The folding design ensures that the weight is distributed evenly, with the weight of the mower close to the tractor. Endguards are foldable to further limiting transport height, which is below 4.00m and transport width is limited to 3.00m.

### **Headland Turns**

When turning on headlands the hydraulic cylinder, which is also used when going into transport position, ensures ample clearance to the swath, so they remain undamaged.



Ample clearance of swaths during headland turns.



Centre suspended design for excellent ground following ability.



Two adjustable springs provide best possible ground adaptation.



# Sophisticated Simplicity



## A Sound Choice

Outstanding ground following ability, easy operation and low weight are among the highlights of these machines, characterized by excellent cutting performance and ground following ability in all terrain. The design does not require a flexible front linkage, as the movement is built into the machine.

With a working width of 2.80-3.20m and an operating weight of only 670-710kg, 2828 F-2832 F need only 45-55hp to operate. Combined with a 3.20m or 4.00m machine on the rear, this would give a mowing combination capable of effortlessly handling 6.20-6.80m grass.

## Trouble-Free Mowing

The highly responsive kinematics incorporated into the headstock design will intervene to protect the mower when encountering even the smallest obstacles during operation. To offer maximum protection and lessen the shock loads on the complete machine, the cutterbar will move backwards and up, letting any obstacle pass without risk of damage.



- **2.80-3.20m Working Width**
- **Fully welded Kverneland Cutterbar**
- **750/1000 rpm PTO Speed**
- **BreakBack Solution**
- **Excellent Ground Adaptation**



By switching pulleys changing between 1000 and 750rpm is possible.



Ample clearance for headland turns.



Narrow transport with excellent overview of the entire machine.



Easy access to the cutterbar with foldable front and side guards.

#### **Two-Speed Driveline**

Standard PTO speed is 1000rpm. However by simply switching driveline pulleys, 750rpm for reduced fuel consumption can be achieved. This makes it possible to maintain the correct PTO speed, but using reduced engine revs, creating an opportunity for lower fuel consumption – an innovative solution to the problem of front PTO systems not offering an economy speed.

#### **Excellent Serviceability**

Kverneland 2828 F-2832 F has outstanding service access to the cutterbar, which is an advantage compared to most other machines with a flexible suspension. Even when the machine is raised, you can open the entire front cover.



# Redefining Swathing!



The unique and patented actively driven swathing auger system offers the possibility of 3 different swath widths of 1.00, 1.15 and 1.30m. In addition to this widespreading up to 2.20m is also possible.

## 2832 FS Covers it All

This is the first front disc mower with an actively driven swath former, designed for both narrow swathing and widespreading.

Changing between different swath widths is intuitively done in very little time – no tools required! Simply release the locks on each swath board and swipe them to the requested swath width. For widespreading the boards are released and positioned on top of the mower.

With the option of 3 different swath widths (1.00, 1.15 and 1.30m) and widespreading up to 2.20m, this machine offers exactly the flexibility that most farmers are looking for. Narrow swaths that will go well in-between the tractor wheels, or widespreading for fast wilting of crop.

## A Machine for Any Application

Kverneland 2832 FS will work well in a number of different settings. In combination with rear mounted mowers, as a single machine, or joined up with a loader wagon.

With widths as narrow as 1.00m, the swaths will pass between the wheels of even smaller tractors, leaving an untouched swath that is easily picked up by the loader wagon.

The adjustable swath width allows you to set the correct width in accordance with crop and weather conditions. As the crop is drying during a long day of mowing, the swath width can be adjusted from being narrow at the start of the day to being wider during the day, to ensure correct and even moisture level in the crop.



- **Patented actively driven swath former**
- **3 different swath widths (1.00, 1.15 and 1.30m)**

- **Easy and intuitive setting of swath widths**
- **Low weight – low power consumption**

- **Two speed gearbox 750/1000rpm**
- **Excellent ground adaptation range**



Kverneland 2832 FS is the perfect match for a loader wagon.



Actively driven swath former, producing even, box-shaped swaths.



The auger is driven by a small gearbox with an additional power requirement of only 5hp.



Swath width is easily changed by simply unlocking the swath plates and sliding them to the requested position.

### **Preparing a Clean and Airy Swath**

The actively driven auger guides even high volumes of crop towards the centre of the mower, leaving a nice, box-shaped swath. Crop is immediately moved away from the discs, inviting for excellent cutting performance.

Each side of the auger is working in combination with a guide plate that efficiently transports the crop to the middle, without any crop loss or contamination often seen from systems applying swath wheels.

Kverneland 2832 FS does not just move two swaths next to each other like traditional drum mowers, but places the crop into one even and airy swath, significantly speeding up the drying process.

### **Excellent Adaptation Range**

Just like the well-proven 2832 F, 2832 FS shows an impressive adaptation range of 430mm upwards and 210mm downwards, ensuring excellent cutting quality in even very difficult circumstances.

### **Fuel Efficient Solution**

Kverneland 2832 FS is driven from the top by a simple but efficient driveline. A small gearbox connected to the main gearbox drives the auger via a V-belt. This design combined with the auger design means that an additional power requirement of only 5hp is needed to run the auger.

In total the auger, including driveline, adds approximately 150kg to the mower, leaving total weight as low as 855kg and a power requirement of only 60hp.



# Excellent Ground Following



## **Remarkable Adaptation Range**

Kverneland 2828 F, 2832 F and 2832 FS are exceptionally well adapted to varying field conditions and contours. At standard settings the cutterbar has a remarkable 430mm upwards and 210mm downwards adaptation range, in combination with a transverse pivoting range of 17°. This wide spectrum allows the machine to follow the ground in all conditions without overloading the cutterbar.

## **Unrestricted Movement**

There is no wearing on the front linkage of the tractor, as the integrated suspension design does not require a flexible front linkage - the relative movements are done by the machine itself. This also means that you are not restricted by the limited flexibility typically originating from the front linkage.

## **Easy Operation of the Machine**

Correct setting of the machine is very user-friendly. The front linkage is set to a specified height and the mower unit is operated by a separate hydraulic cylinder integrated in the suspension. Ground pressure is provided by two springs.





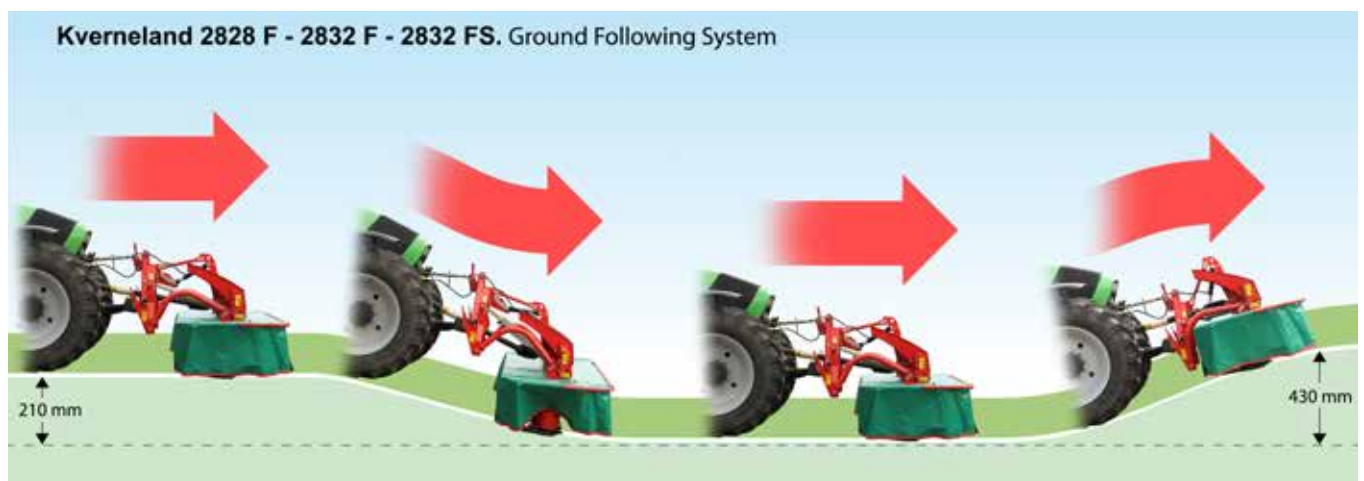
Two springs provide excellent ground following ability.



The headstock, design with the integrated BreakBack solution, helps the mower to clear obstacles.



To ensure best possible pattern of movement, the mowing unit moves independently from the front linkage.



An adaptation range of 430mm upwards and 210mm downwards ensures untroubled ground following.



# Durability and Flexibility Incorporated



## **Extensive Working Width – Low Weight**

Kverneland 2800 M rear mounted range boast an extensive 2.80-4.00m working width with corresponding weights of only 810-940kg, which means the machines can be operated with tractors starting from only 50hp, making these very attractive machines for farmers with smaller tractors, who still needs to cut substantial areas. Paired with the Kverneland 2828 F or 2832 F front mounted machine the joint working width is up to an amazing 6.80m.

## **Clean Cutting Performance**

The latest generation of the Kverneland cutterbar is fitted to all 2800 M models, offering clean cutting performance via the round discs as well as a very low noise level and low maintenance because of the fully welded cutterbar housing which eliminates oil leaks.

The large compensating spring in combination with the centre mounted design provides perfect flotation of the complete cutterbar.

## **BreakBack Solution**

To offer maximum protection of the cutterbar, the 2800 M machines are fitted with the Kverneland NonStop BreakBack solution. When encountering an obstacle the BreakBack will swing the machine backwards and over the obstacle, returning to its' original working position, once the obstacle has been passed.



- **2.80-4.00m Working Width**
- **540/1000rpm Gearbox**
- **NonStop BreakBack**
- **Up to 125° Vertical Transport Solution**
- **Centre Suspension**



## Work Smarter on the Go

This feature provides easy and simple setting of ground pressure. For greater comfort for the operator the ground pressure of the large suspension spring is set hydraulically from the tractor cab. Easy to adjust, even on the go.

It is in fact a very simple and clever solution to an important challenge in optimizing the mowing job. On the hydraulic version the tension on the large suspension spring, which controls the ground pressure, is adjusted hydraulically, to increase or lower pressure. The chosen ground pressure level is conveniently registered from the easy-to-read scale.

Accurate setting of ground pressure adds significantly to better work result and reduction of fuel consumption, as a mower with correct ground pressure is easier to pull, requiring less power and fuel consumption.



The centre suspended design enables fast and precise adaptation to ground contours.



When encountering an obstacle the NonStop BreakBack system protects the cutterbar by swinging it back and up.



These machines can be operated with either 540 or 1000 rpm without additional accessory.



# Clean, Uncomplicated Mowing



Kverneland 2836 M – 3.60m working width with a weight of only 880kg.

## **Centre Pivot Suspension**

The 2800 M machines are centre suspended to give an even weight distribution across the complete mower width. Faster and more precise adaptation to ground contours is also achieved because of the centre suspended design. The benefit is less skid wear and optimum protection of the stubble.

## **Adjustable PTO Speed**

Kverneland 2800 M comes factory fitted with the option of being operated with either 540 or 1000rpm. It requires no additional accessory. All that is needed

is simply to turn the main gearbox on the suspension 180°.

## **Transport Position**

Kverneland 2800 M is folded hydraulically into a vertical transport position up to 125°. The low gravity point ensures excellent weight distribution, with the weight of the mower close to the tractor. Additionally the weight is evenly distributed on each side of the mower. Transport height is limited, so passing through narrow gateways or under bridges is no problem.

## **Adjustable For Any Tractor**

The linkage pins on 2800 M can be adjusted for four different positions, ensuring compatibility with any tractor. Another advantage is that the overlap in combination with a front mounted machine like 2828 F or 2832 F can be optimized, to ensure that the complete working width on both machines is utilized.

Furthermore the mowing unit can be mounted in two different positions on the suspension for easy setting of optimal overlap.





Kverneland 2828 M in transport.



The large compensating spring ensures excellent flotation across the full mower width.



Lifting on headlands via hydraulic cylinder – ample ground clearance.



Two mounting options for optimal overlap with a front mounted machine.



# Excellent Ground Adaptation



2500 MH series is fitted with the NonStop BreakBack system to protect the cutterbar.

Kverneland offers a centre mounted plain disc mower with a hydraulically suspended design in working widths of 3.20, 3.60 and 4.00m. The 2500 MH series is fitted with the fully welded slim cutterbar for improved cutting performance. Special efforts have been made to make daily operation as easy, straightforward and effective as possible.

#### 2500 MH Features:

- Hydraulic suspension for precise setting of ground pressure and superb adaptation.
- Centre suspension for even weight distribution, stable operation and quick reactions to changes in contours.
- Easy lift on headlands without activating the 3pt linkage – sufficient clearing under the cutterbar.
- NonStop BreakBack system protecting the cutterbar.
- Excellent ground following on slopes - 15° upwards and downwards mowing operation range.



- **3.20 and 3.60m Working Width**
- **Hydraulic Centre Suspension**
- **NonStop BreakBack**
- **Direct Drive Cutterbar**
- **Hydraulic Lift On Headland**

#### **Hydraulic Centre Suspension**

The machines are suspended in the centre of gravity offering several advantages. The advantages include equal ground pressure and fast adaptation to varying field contours.

These features facilitate a cleaner cut, better protection of the stubble and in addition an improved fuel economy, as well as less skid wear.



#### **Flexible Mowing on Slopes**

The new design of the suspension, with an extra pivoting point, allows greater flexibility in the working range, enabling mower operation at 15° upward or downward angles.

This offers great advantages when working on hillsides or along ditches, and also makes it easier to manoeuvre the machine on headlands.



#### **Easy Lift on Headland**

Lifting of 2500 MH series is easily done via a hydraulic cylinder, which means there is no need to activate the tractors 3pt linkage. As the PTO stays in the same position, vibrations in the transmission are eliminated, implying less wear on tractor and machine.

#### **Headland Turns**

Along with the easily adjustable and precise setting of ground pressure, the hydraulic suspension also ensures that 2500 MH machines offer sufficient clearing during headland turns, so that current swaths remain undamaged.



#### **Excellent Power Transmission**

The 2500 MH series is equipped with a direct drive system from the gearbox to the first disc. This ensures an efficient power transmission and allows you to take full advantage of the whole width of the cutterbar.

#### **Safe and Easy Transport**

For transport the mower is swung hydraulically into horizontal position behind the tractor. Fast and easy conversion, with no need to leave the tractor. With the narrow and very low position, safe transport is ensured.





# Let's Talk Serious Mowing!

- 4.00m Working Width
- Hydraulic Centre Suspension
- HydroFloat
- NonStop BreakBack
- Direct Drive Cutterbar
- Hydraulic Lift On Headland



## The 4m Solution

The Kverneland 2540 MH is truly a high performance mower with its 4.00m working width and 10 round discs. It combines the best of the centre suspension from the Kverneland 2540 MH series, with the Kverneland HydroFloat - a hydraulic suspension to ensure a more even flotation of the 4.00m wide mowing unit.

## Hydraulic Suspension

The Kverneland 2540 MH is designed with a unique hydraulic suspension system, the Kverneland HydroFloat, offering improved ground adaptation. Thanks to this hydraulic suspension system the ground pressure of the mowing unit is easily adjusted, to allow adaptation to varying field conditions ensuring an even cutting height.

The ground pressure is continuously and quickly adaptable by using the lever on the suspension.

## HydroFloat



Hydraulic suspension for precise setting of ground pressure and superb adaptation.



Centre suspension for even weight distribution and outstanding adaptation.



Easy lift on headlands without activating the 3pt linkage of the tractor.



Breakback device to protect the cutterbar against foreign obstacles.



# Easy Turning on Headlands



The 10 disc cutterbar features a direct drive from the gearbox to the first disc, which efficiently reduces power wastage and takes full advantage of the whole working width of the cutterbar.



For transport the mower is swung hydraulically into horizontal position behind the tractor. Fast and easy conversion with no need to leave the tractor.



The Kverneland 2540 MH is in a locked horizontal position for transport - leaving an excellent view backwards during transport.



## Headland Turns

Turning on headlands is made easy with the Kverneland 2540 MH. The mower is lifted without activating the 3pt linkage of the tractor which needs no adjustment in the field. When working in the field the Kverneland 2540 MH offers good clearance, which prevents damage to the swath during operation.

Hydraulic lift of the mower unit without activating the tractor's three-point mounting (photo right hand side).





# Flexible Suspension - Reliable Performance!



## Side Mounted Disc Mowers

The range of Kverneland side mounted disc mowers offers a very reliable performance, easy handling and high output at low power requirements. The flexible suspension ensures that the mower adapts itself to uneven ground conditions. The Kverneland 2600 M series offers a very even swath formation whether it is wide or narrow.

## Flexible Suspension for Extreme Uneven Field Conditions

Kverneland 2600 M series offers a very flexible suspension giving perfect ground contour following. This ensures that the mower is able to adapt to extremely uneven field conditions, giving the best mowing result. The linkage of Kverneland 2600 M ensures that the mower is capable of working on steep angles or in hilly conditions.

## Adjustable Lifting Pins

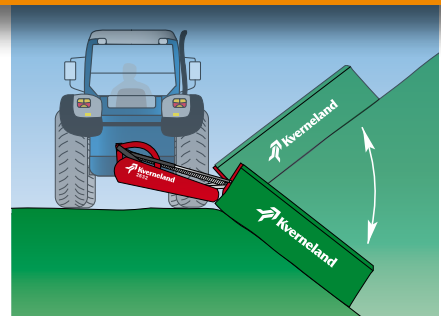
Kverneland 2600 M series offers a very easy mounting on the tractor. When the machine is parked the lifting pins are horizontal. The linkage pins are easily adjusted to match the tractor width, which enables the mower to cut to its' full working width.



- **2.40-3.20m Working Width**
- **Kverneland Cutterbar**
- **NonStop BreakBack**
- **Flexible Suspension**
- **Vertical Transport Position**



With the optional swath roller the swath is separated from the uncut crop.



Kverneland 2600 M series can pivot 35° up and down without any adjustment.



For extremely hilly conditions an optional hillside equipment is offered.



Ground pressure is easily set by adjusting the compensating spring.



On headlands the mower is lifted without activating the 3pt linkage.



For transport the mower is positioned hydraulically into a vertical transport position.

### **Easy adjustment of ground pressure**

A large compensation spring ensures the best possible support of the cutterbar of Kverneland 2600 M series. This gives optimum ground pressure along the entire cutterbar, even under differing conditions and contours. The ground pressure is easily and accurately set by adjusting one spring.



Easy access to the cutterbar for inspection and maintenance.



# Light, Untroubled Mowing

- Kverneland Cutterbar
- BreakBack
- Compact Build for Smaller Tractors
- Vertical Transport Position



## Compact Build For Smaller Tractors

Kverneland 2300 series machines are designed for smaller mowing operations. With working widths ranging from 1.65-2.40m and with corresponding weights of 435-495kg respectively, these machines are perfect for farmers looking for a compact mower with low power requirements.

## Transport Solution

When in transport, the mowers are folded to a vertical position well behind the tractor for safe transport. The centre of gravity is close to the tractor, which ensures excellent weight distribution and transport stability, even during high speed road transport.

## Spring Loaded BreakBack

If encountering an obstacle the spring loaded BreakBack system will swing the mower backwards to protect the cutterbar. Resetting the mower to working position is simply done by reversing.



The 2300 series machines are folded hydraulically to a vertical position behind.



BreakBack device protecting the cutterbar when encountering obstacles.



Mowing at extreme angles.



# Technical Specifications

Models	2316 M	2320 M	2324 M	2624 M	2628 M	2632 M	2532 MH	2536 MH	2540 MH
Working width (m/ft)	1.66(5'5")	2.05(6'9")	2.4(7'9")	2.4(7'9")	2.81(9'3")	3.16(10'4")	3.18(10'5")	3.57(11'6")	3.92(12'10")
Weight, approx (kg/lbs)	435(959)	455(1003)	495(1091)	580(1279)	610(1345)	684(1508)	805(1774)	925(2039)	970(2139)
Transport width (m)	1.2	1.2	1.2	1.4	1.4	1.4	<3.0	<3.0	<3.0
Transport height (m)									
Linkage (CAT)	2	2	2	2	2	2	2	2	2
PTO (rpm)	540	540	540	540	540	540	540	1000	1000
Min. power req. PTO output (kW/hp)	26 / 36	31 / 42	34 / 46	33 / 45	37 / 50	40 / 55	40 / 55	47 / 65	50 / 70*
Number of discs and knives	4 / 8	5 / 10	6 / 12	6 / 12	7 / 14	8 / 16	8 / 16	9 / 18	10 / 20
Number of hydraulic outlets	1 S	1 S	1 S	1 S	1 S	1 S	1 D	1 D	1 D
Mowing angle °	-45/+15	-45/+15	-45/+15	-35/+35	-35/+35	-35/+35	-15/+15	-15/+15	-15/+15
Stubble height (mm)	30-60	30-60	30-60	30-60	30-60	30-60	30-60	30-60	30-60
NonStop BreakBack	-	-	-	•	•	•	•	•	•
Overrun clutch	•	•	•	•	•	•	•	•	•
Friction clutch	-	-	-	-	-	-	•	•	•
<b>Optional equipment</b>									
Swath boards (RH / LH)	• / -	• / -	• / -	o / o	o / o	o / o	- / -	- / -	- / -
Swath roller (RH / LH)	o / -	o / -	o / -	o / -	o / -	o / -	• / o	• / o	• / o
High skids +20/+40/+60/+80mm	o	o	o	o	o	o	o	o	o
ProFit quick change of knives	o	o	o	o	o	o	o	o	o
Lighting kit	o	o	o	o	o	o	o	o	o
Throwing wings	o	o	o	o	o	o	o	o	o
Straw divider	-	-	-	-	-	-	o	o	o

Models	2828 F	2832 F	2832 FS	2828 M	2832 M	2836 M	2840 M	5087 M	5095 M
Working width (m/ft)	2.81(9'3")	3.16(10'4")	3.16(10'4")	2.81(9'3")	3.18(10'5")	3.57(11'6")	3.92(12'10")	8.7(28'5")	9.5(31'2")
Weight, approx (kg/lbs)	670(1477)	710(1565)	855(1885)	806(1777)	840(1852)	896(1976)	940(2073)	1360(2997)	1500(3307)
Transport width (m)	<3.0	3.0	3.0	2.3	2.3	2.3	2.3	<3.0	<3.0
Transport height (m)				2.80	3.25	3.70	3.70	<4.0	<4.0
Linkage (CAT)	2	2	2	2/3	2/3	2/3	2/3	2/3	2/3
PTO (rpm)	750/1000	750/1000	750/1000	540/1000	540/1000	540/1000	540/1000	1000	1000
Min. power req. PTO output (kW/hp)	33 / 45	40 / 55	45 / 60	29 / 40	37 / 50	47 / 65	51 / 70	105 / 140	110 / 150
Number of discs and knives	7 / 14	8 / 16	8/16	7 / 14	8 / 16	9 / 18	10 / 20	16 / 32	18 / 36
Number of hydraulic outlets	1 S	1 S	1 S	1 S	1 S	1 S	1 S	2 D	2 D
Mowing angle °	-17/+17	-17/+17	-17/+17	-15/+15	-15/+15	-15/+15	-15/+15	-15/+15	-15/+15
Stubble height (mm)	30-60	30-60	30-60	30-60	30-60	30-60	30-60	30-60	30-60
NonStop BreakBack	•	•	•	•	•	•	•	•	•
Overrun clutch	•	•	•	•	•	•	•	•	•
Friction clutch	-	-	-	•	•	•	•	•	•
<b>Optional equipment</b>									
Swath boards (RH / LH)	- / -	- / -	- / -	- / -	- / -	- / -	- / -	- / -	- / -
Swath roller (RH / LH)	o / o	o / o	o / o	• / o	• / o	• / o	• / o	• / o	• / o
High skids +20/+40/+60/+80mm	o	o	o	o	o	o	o	o	o
ProFit quick change of knives	o	o	o	o	o	o	o	o	o
Lighting kit	o	o	o	o	o	o	o	o	o
Throwing wings	o	o	o	o	o	o	o	o	o
Straw divider	-	-	-	o	o	o	o	o	o

\*) Please note that there is a minimum weight requirement of tractor. • = Standard ° = Optional - = Not Available

Information provided in this brochure is made for general information purposes only and for worldwide circulation. Inaccuracies, errors or omissions may occur and the information may thus not constitute basis for any legal claim against Kverneland Group. Availability of models, specifications and optional equipment may differ from country to country. Please consult your local dealer. Kverneland Group reserves the right at any time to make changes to the design or specifications shown or described, to add or remove features, without any notice or obligations. Safety devices may have been removed from the machines for illustration purposes only, in order to better present functions of the machines. To avoid risk of injury, safety devices must never be removed. If removal of safety devices is necessary, e.g. for maintenance purpose, please contact proper assistance or supervision of a technical assistant. © Kverneland Group Kerteminde AS





## Kverneland Group

**Kverneland Group is a leading international company developing, producing and distributing agricultural machinery and services.**

Strong focus on innovation allows us to provide a unique and broad product range with high quality. Kverneland Group offers an extensive package aimed at the professional farming community, covering the areas of soil preparation, seeding, forage and bale equipment, spreading, spraying and electronic solutions for agricultural tractors and machinery.



## Original Spare Parts

**Kverneland Group spare parts are designed to give reliable, safe and optimal machinery performance - whilst ensuring a low cost life-cycle. High quality standards are achieved by using innovative production methods and patented processes in all our production sites.**

Kverneland Group has a very professional network of partners to support you with service, technical knowledge and genuine parts. To assist our partners, we provide high quality spare parts and an efficient spare parts distribution worldwide.



**Watch us on YouTube**  
[www.youtube.com/kvernelandgrp](http://www.youtube.com/kvernelandgrp)



**Like us on facebook**  
[www.facebook.com/KvernelandGroup](http://www.facebook.com/KvernelandGroup)  
[www.facebook.com/iMFarming](http://www.facebook.com/iMFarming)



**Follow us on Twitter**  
[@KvernelandGroup](https://twitter.com/KvernelandGroup)  
[@iM\\_Farming](https://twitter.com/iM_Farming)

MEMBER OF



[www.kverneland.com](http://www.kverneland.com)

